



Principal Particulars

Length overall	71.7	metres
Length waterline	64.2	metres
Moulded beam	18	metres
Design draught	2.6	metres

Deadweight

Passengers	250	
Vehicles (cars)	35	
Vehicles (trucks)	4	
Crew	10	
Fuel	48,250	litres
Fresh water	3,700	litres
Maximum deadweight	185.4	tonnes

Performance & Range

Speed	43	knots
Service speed	35	knots

Machinery

Main engines	4 x MTU 16V595 TE70
Propulsors	4 x Rolls Royce 90SII

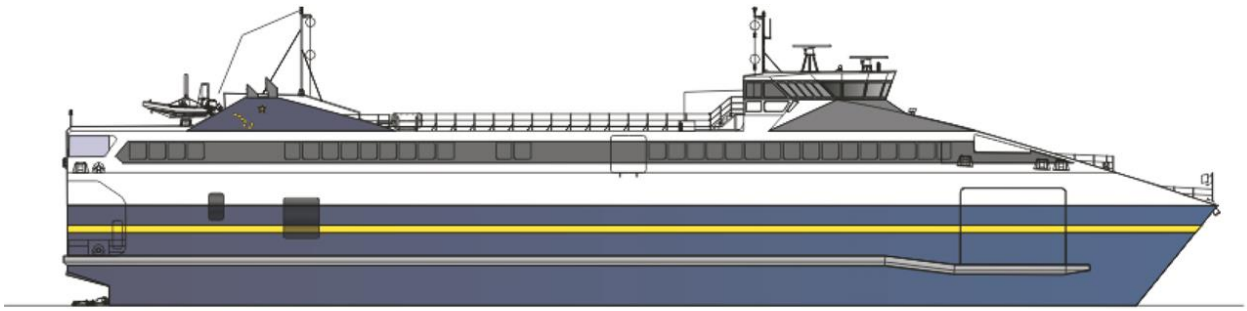
Construction

Aluminium

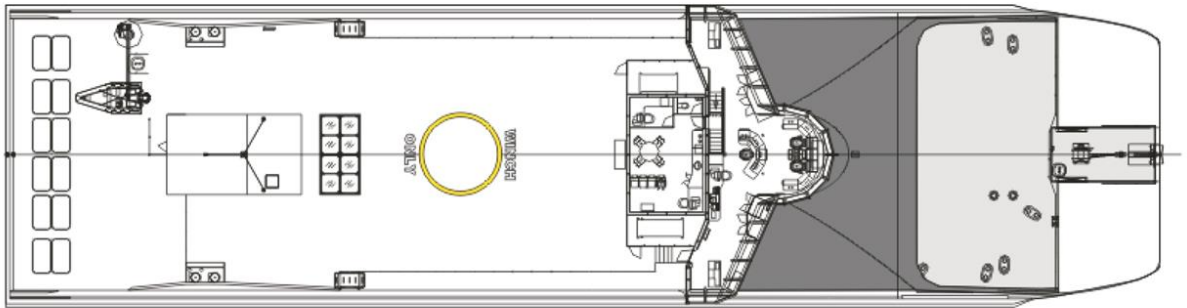
Design Standard

Class	DNV 1A1 HSLC R3, USCG / IMO HSC 2000 Category B
-------	--

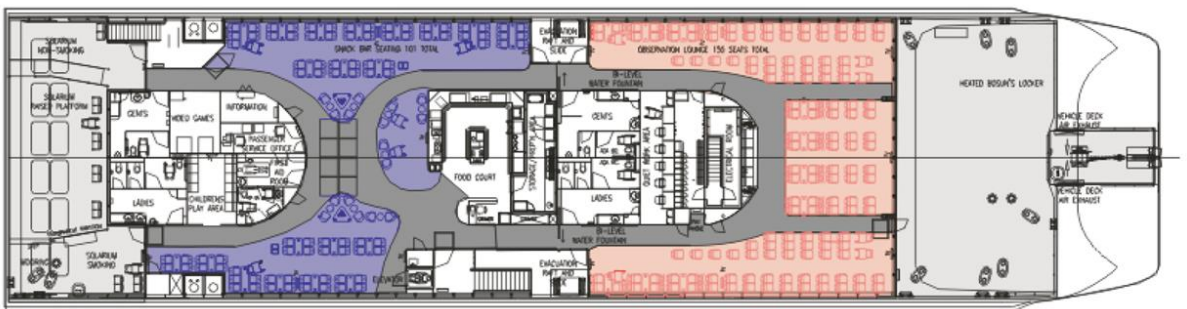




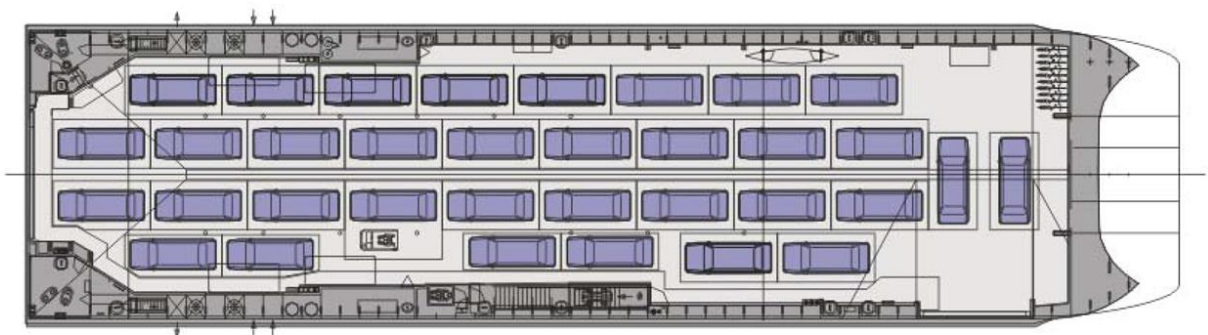
Outboard Profile



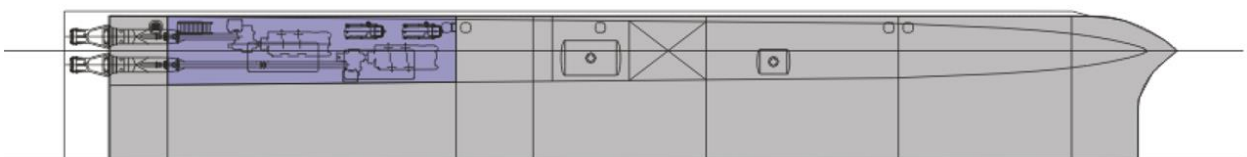
Bridge Deck Plan



Passenger Deck Plan



Vehicle Deck Plan



Tank Deck Plan