

40m Slow Speed Pax Ferry



Principal Particulars

Length overall	40.4	metres
Length waterline	38.6	metres
Moulded beam	10.8	metres
Design draught	1.8	metres

Deadweight

Passengers	350	
Crew	4	
Fuel	15,400	litres
Fresh water	2,000	litres
Black water	2,000	litres
Maximum deadweight	46.5	tonnes

Performance & Range

Speed	13.5	knots
Service speed	12	knots

Machinery

Main engines	2 x CAT 3406E
Generators	2 x SCHOTTEL SRP330

Construction

Hull	Steel
Superstructure	Composite

Design Standard

Class	DNV 1A1,
Flag	LC Passenger R3 (Portugal)



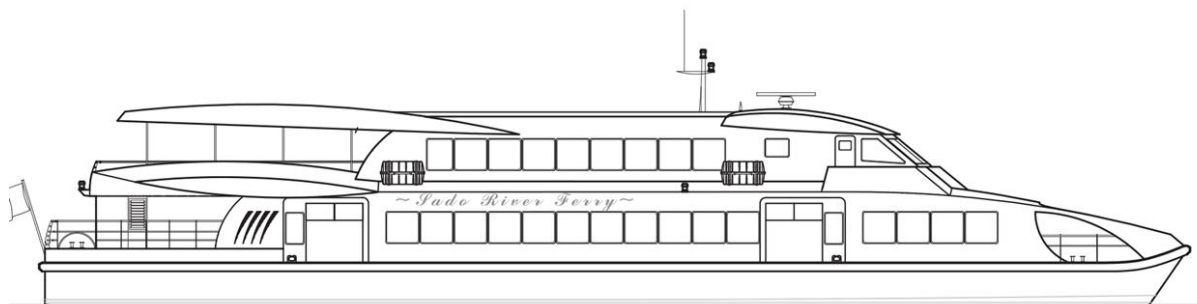
Year launched
2007

Number built
2

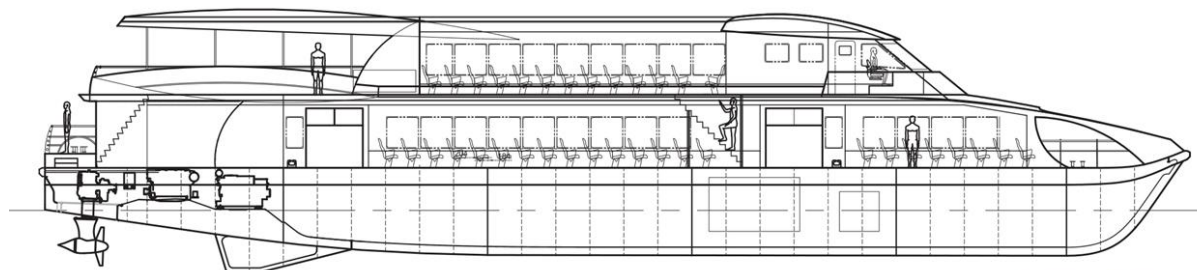
Owner
Atlantic Ferries

Project No
NG564

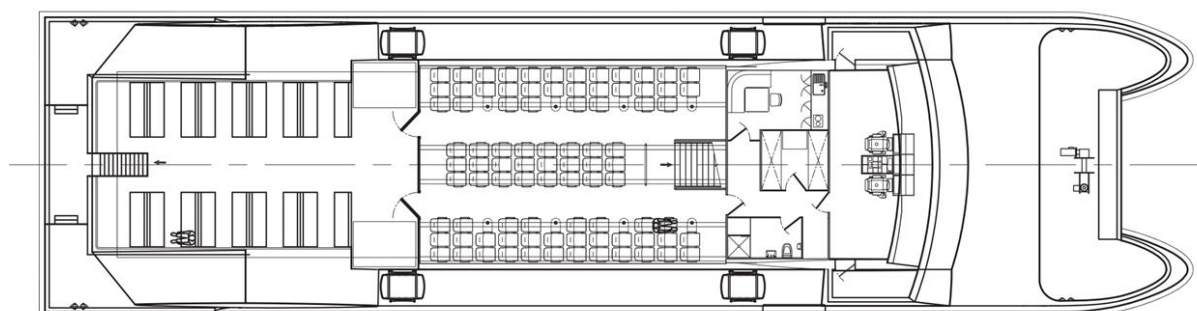
Builder
Estaleiros Navais de
Peniche



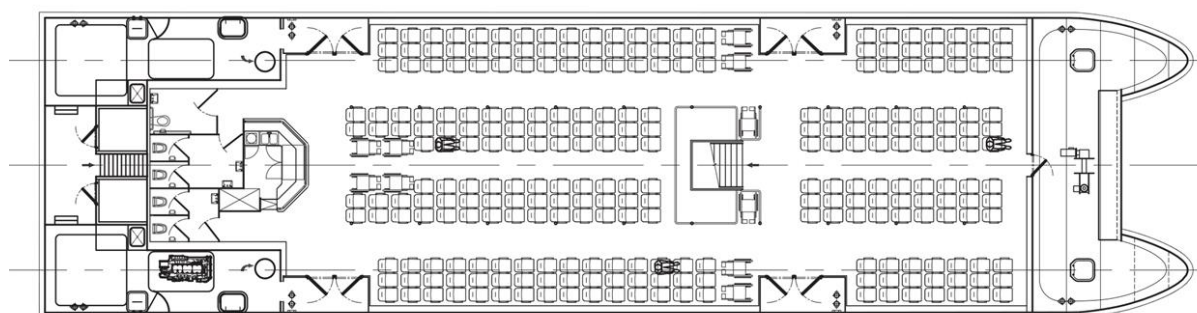
Outboard Profile



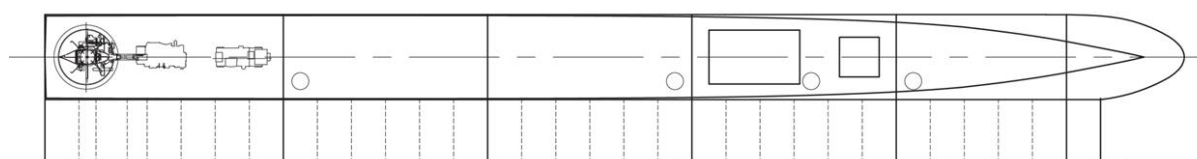
Inboard Profile



Upper Deck Plan



Main Deck Plan



Below Deck Plan