



## Principal Particulars

Length overall	17.6	metres
Length waterline	16.9	metres
Moulded beam	6.7	metres
Design draught	1.1	metres

## Deadweight

Passengers	51	
Crew	3	
Fuel	1,800	litres
Fresh water	500	litres
Black water	500	litres

## Performance & Range

Speed	27	knots
Service speed	22	knots

## Machinery

Main engines	2 x SCANIA DI 16 072M (522kW)
Propulsors	2 x FP 5 Blade Propeller


## Construction

Composite

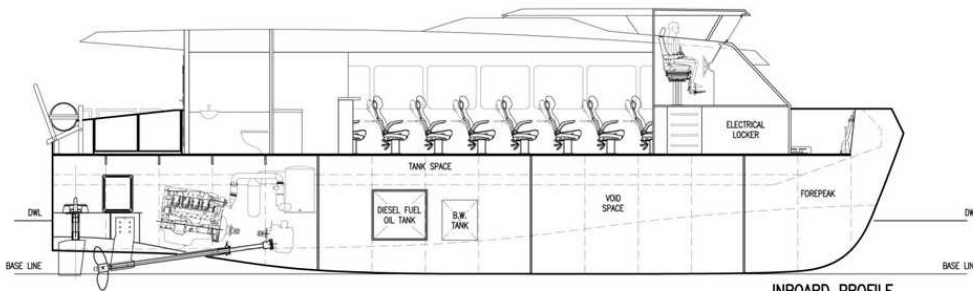
## Design Standard

Class	DNV 1A1, R3 HSLC PASSENGER
Flag	Turkish Flag



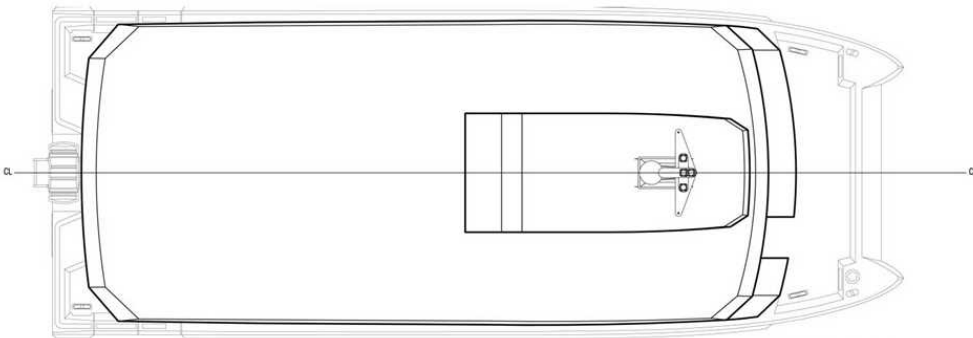


OUTBOARD PROFILE



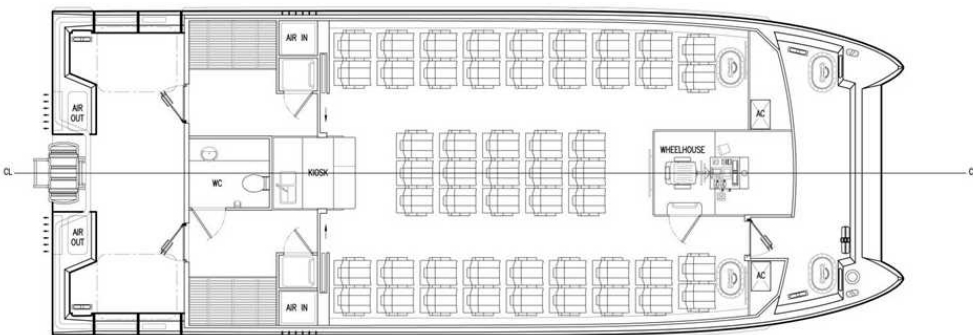
INBOARD PROFILE

FR.0 FR.1 FR.2 FR.3 FR.4 FR.5 WTB FR.6 FR.7 FR.8 FR.9 WTB FR.10 FR.11 FR.12 FR.13 WTB FR.14 FR.15



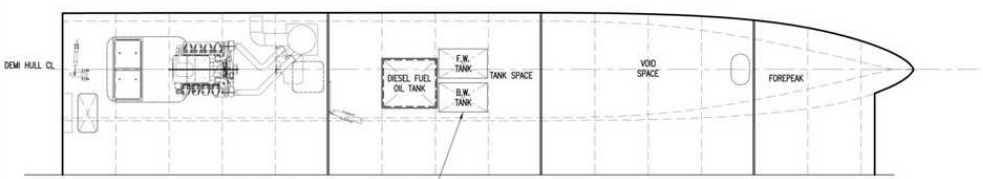
TOP DECK PLAN

FR.0 FR.1 FR.2 FR.3 FR.4 AIR FR.5 WTB FR.6 FR.7 FR.8 FR.9 WTB FR.10 FR.11 FR.12 FR.13 WTB FR.14 FR.15



MAIN DECK PLAN

FR.0 FR.1 FR.2 FR.3 FR.4 FR.5 WTB FR.6 FR.7 FR.8 FR.9 WTB FR.10 FR.11 FR.12 FR.13 WTB FR.14 FR.15



PLAN VIEW ON PORT SIDE HULL