



Principal Particulars

Length overall	47.9	metres
Length waterline	41.3	metres
Moulded beam	9.4	metres
Design draught	1.8	metres

Deadweight

Officers	10	
Crew	18	
Fuel	41,000	litres
Fresh water	5,000	litres
Maximum deadweight	50.0	tonnes

Performance & Range

Speed	35	knots
Range	800	NM

Machinery

Main engines	3 X MTU 16V 4000 M63L (3X2240kw)
Propulsors	3 x Rolls Royce 7154 waterjets


Construction

Composite

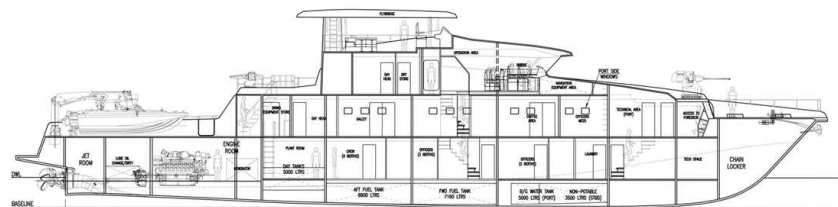
Design Standard

Class	Turk Loydu
Flag	Qatar Flag

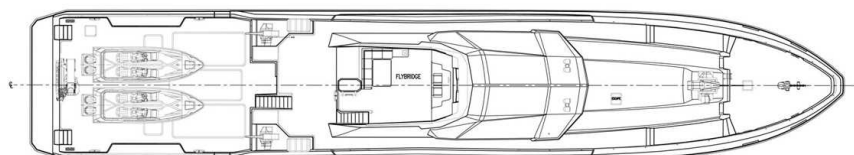




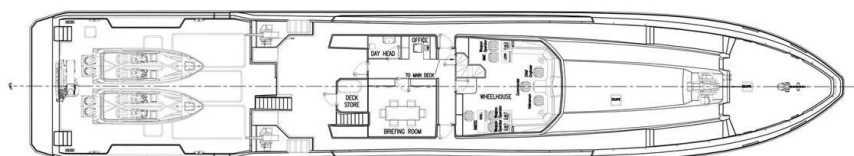
OUTBOARD PROFILE
LOOKING TO PORT



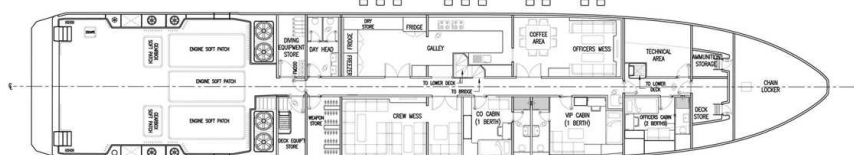
INBOARD C/L PROFILE
LOOKING TO PORT



TOP VIEW



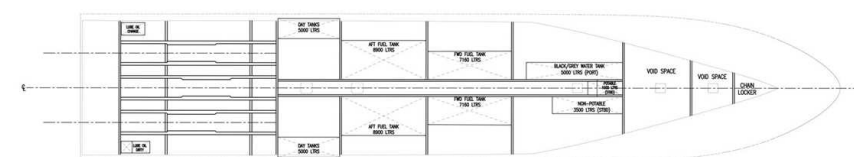
UPPER DECK



MAIN DECK



LOWER DECK



TANK DECK