



## Principal Particulars

Length overall	38.7	metres
Length waterline	32.9	metres
Moulded beam	10	metres
Design draught	1.8	metres

## Deadweight

Passengers	272	
Crew	4	
Fuel	7,560	litres
Fresh water	1,250	litres
Maximum deadweight	34.4	tonnes

## Performance & Range

Speed	38	knots
Service speed	36	knots

## Machinery


Main engines	2 x MTU 16V396 TE 74L @ 2000 kW	
Propulsors	2 x MJP 654R	

## Construction

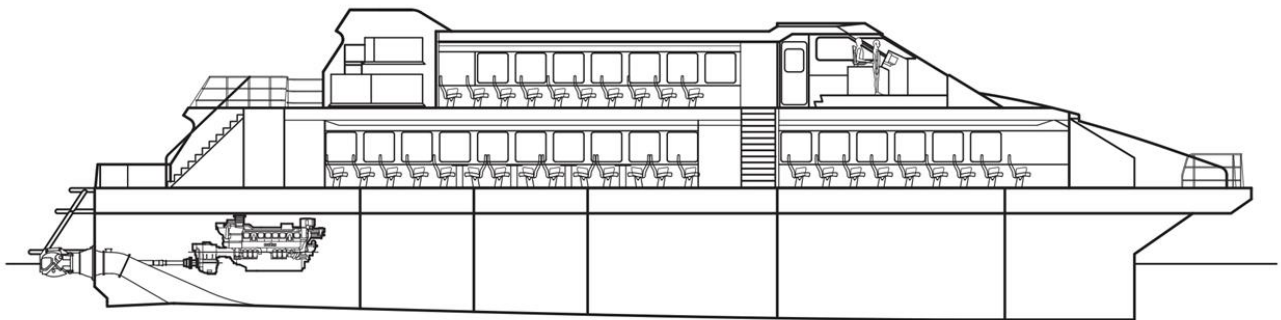
Aluminium



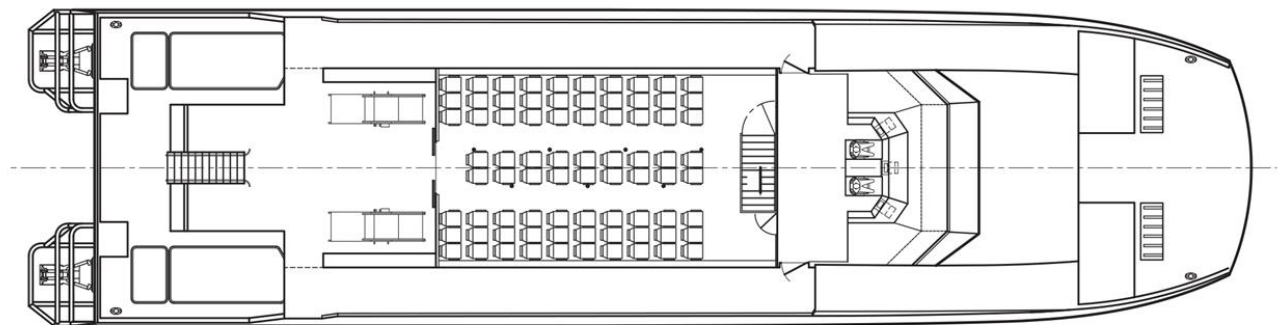
Year launched	Number built	Owner	Project No	Builder
1996	2	New York Fast Ferry	NG176	Derecktor Shipyards



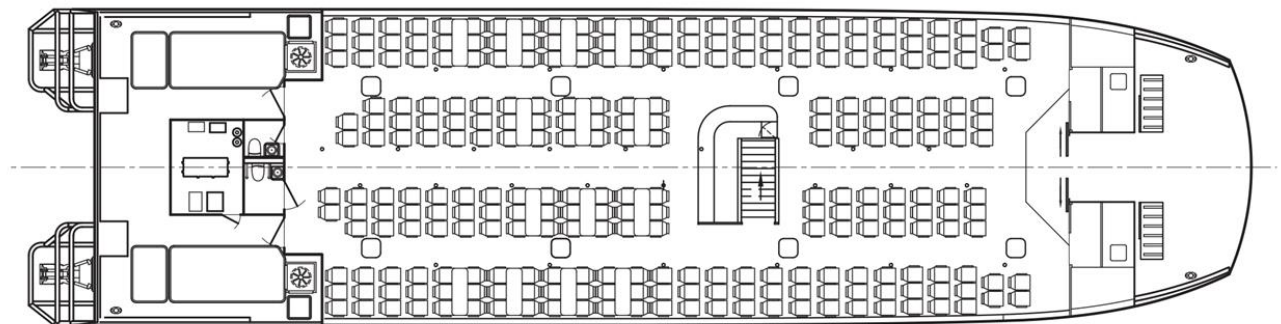
**Outboard Profile**



**Inboard Profile**



**Upper Deck Plan**



**Lower Deck Plan**