

45m High Speed Pax Ferry



Principal Particulars

Length overall	45.6	metres
Length waterline	40.2	metres
Moulded beam	11.8	metres
Design draught	1.5	metres

Deadweight

Passengers	296	
Crew	5	
Fuel	24,000	litres
Fresh water	1,510	litres
Maximum deadweight	39	tonnes

Performance & Range

Speed	57	knots
Service speed	53	knots

Machinery

Main engines
2 x TF80 Gas Turbines @ 5810 kW

Propulsors
2 x MJP 950

Construction

Aluminium

Design Standard

Class
American Bureau of Shipping, USCG

Owner

Buquebus

Project No

NG265

Builder

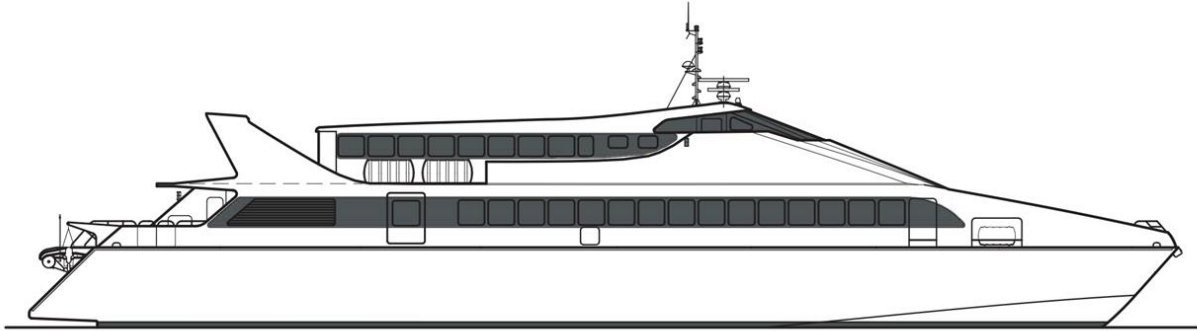
Derecktor Shipyards

Year Launched

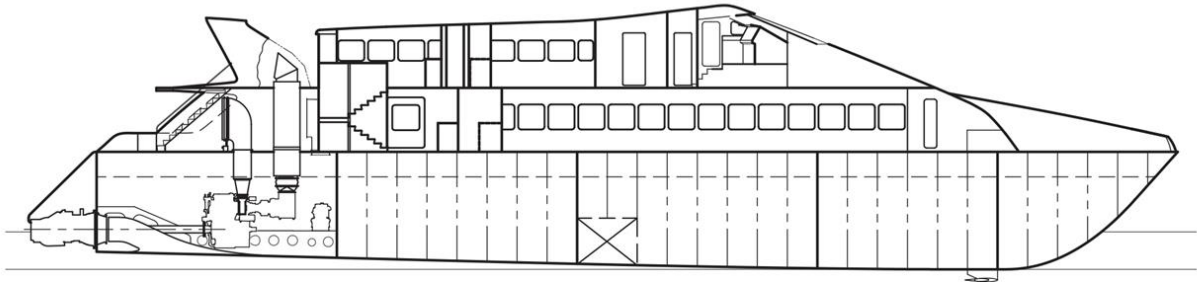
1999

No Built

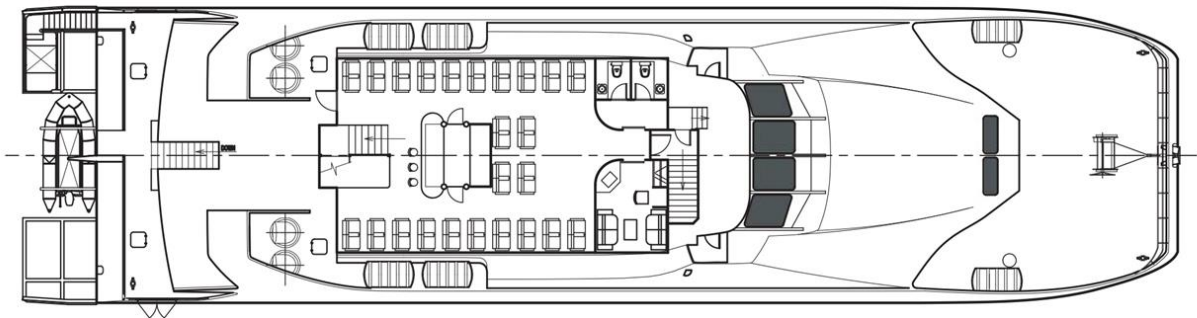
1



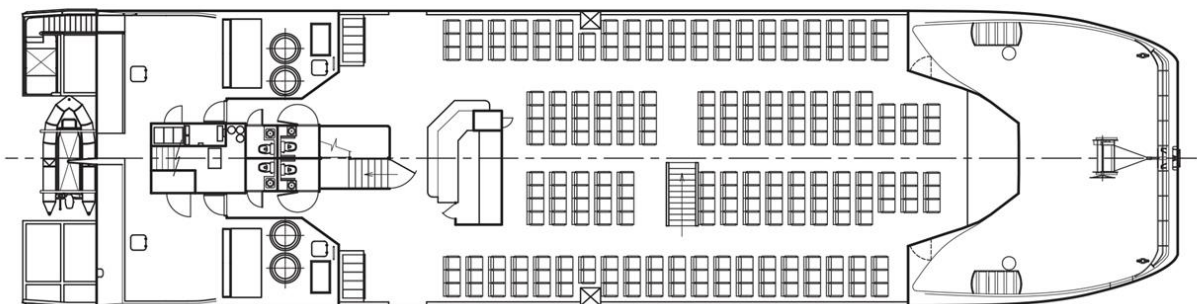
Outboard Profile



Inboard Profile



Upper Deck Plan



Lower Deck Plan