



Principal Particulars

Length overall	18.5	metres
Length waterline	16.3	metres
Moulded beam	5.7	metres
Design draught	0.9	metres

Deadweight

Passengers	70	
Crew	2	
Fuel	3,000	litres
Fresh water	500	litres
Maximum deadweight	9.1	tonnes

Performance & Range

Speed	22	knots
-------	----	-------

Machinery

Main engines	2 x CAT C18
Propulsors	2 x Doen DJ 170HP


Construction

Composite

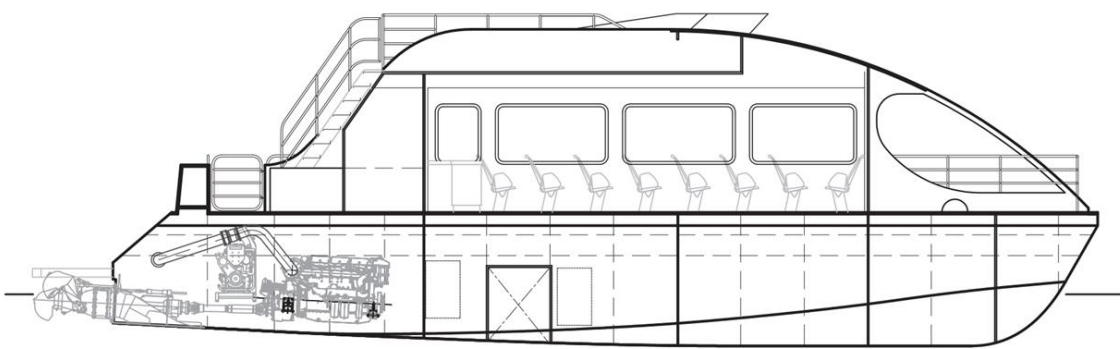
Design Standard

Class	DNV
-------	-----

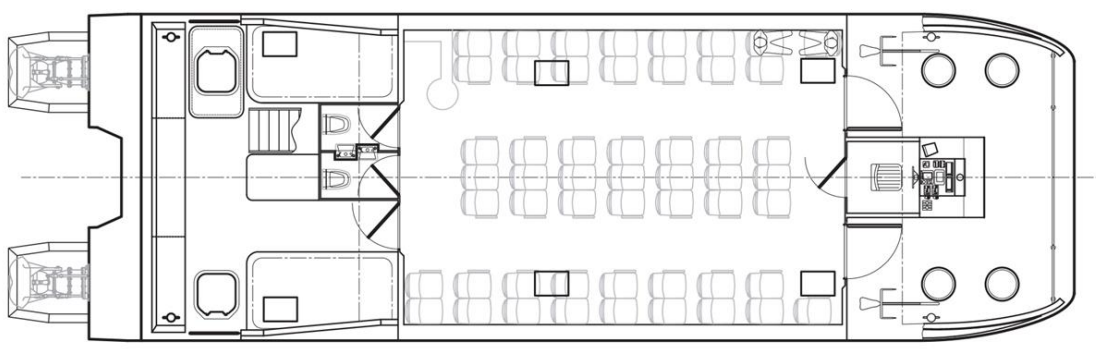




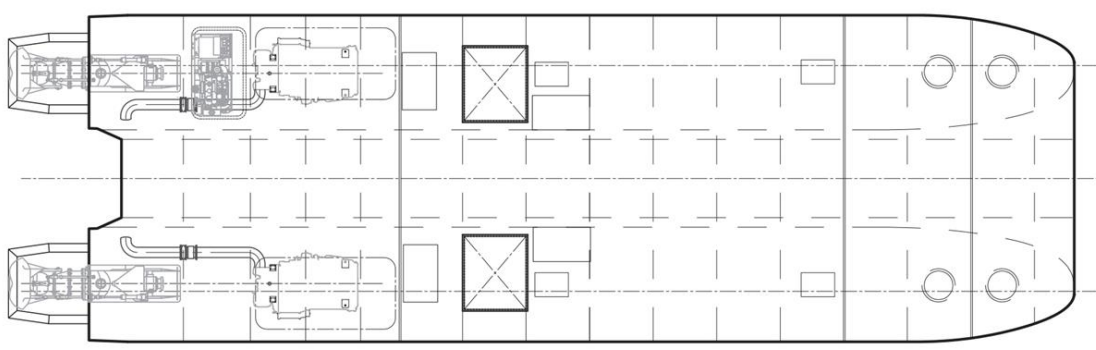
Outboard Profile



Inboard Profile



Main Deck Plan



Plan View on Hulls