



Principal Particulars

Length overall	23.9	metres
Length waterline	20.2	metres
Moulded beam	5.7	metres
Design draught	1.2	metres

Deadweight

Officers	3	
Crew	5	
Fuel	7,750	litres
Fresh water	1,300	litres
Maximum deadweight	10	tonnes

Performance & Range

Speed	38	knots
Range	36 Kts/ 380 NM	

Machinery

Main engines	2 x MTU 12V 2000 M84 2 x 1220kw
Propulsors	2 x Rolls Royce 50A3 Waterjets

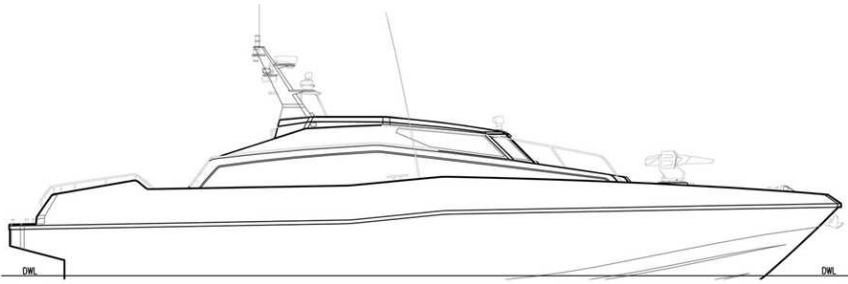
Construction

Composite

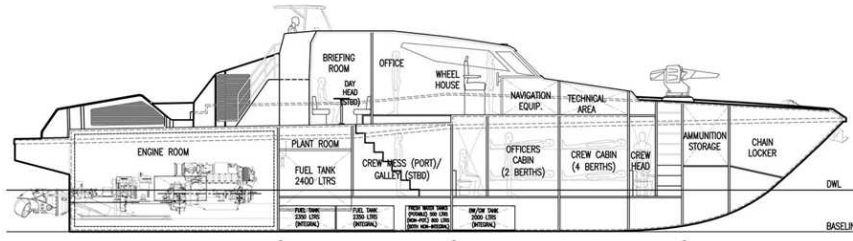
Design Standard

Class	Turk Loydu
Flag	Qatar Flag

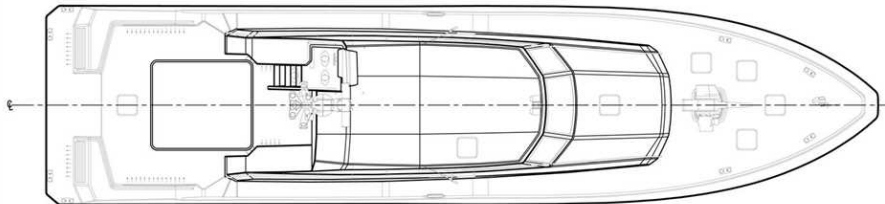




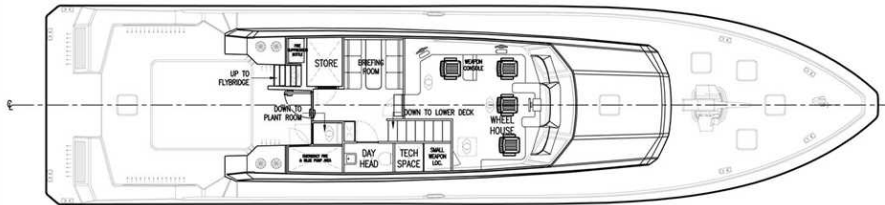
OUTBOARD PROFILE
LOOKING TO PORT



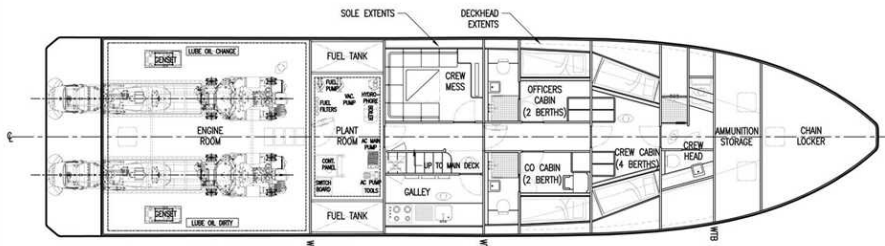
INBOARD C/L PROFILE
LOOKING TO PORT



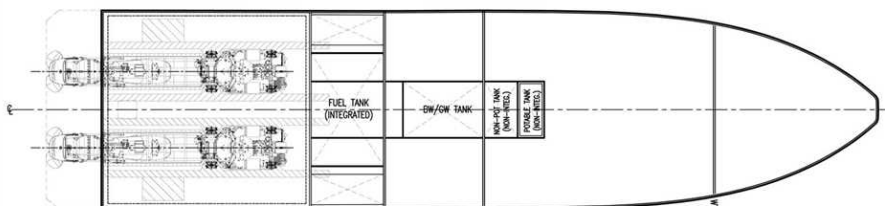
TOP VIEW



MAIN DECK



LOWER DECK



TANK DECK