



## Principal Particulars

Length overall	38	metres
Length waterline	34.4	metres
Moulded beam	9.9	metres
Design draught	1.3	metres



## Deadweight

Passengers	324 + 12 VIP
Fuel	10,000 litres
Fresh water	600 litres
Maximum deadweight	39.3 tonnes

## Performance & Range

Speed	33	knots
-------	----	-------

## Machinery

Main engines	4 x MTU 12V2000 900kW
Propulsors	4 x Hamilton HM521 Waterjets


## Construction

Aluminium

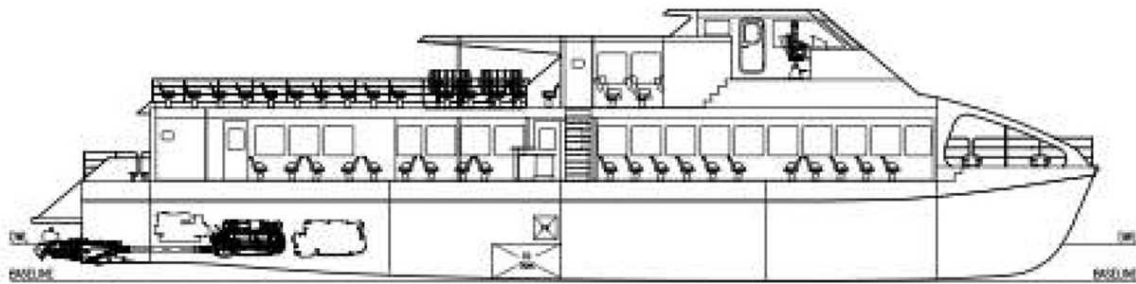
## Design Standard

Class	Türk Loydu
Flag	Turkish Flag

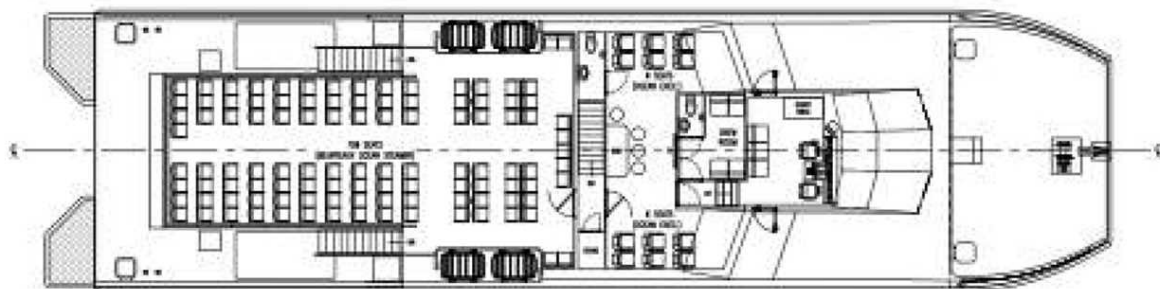




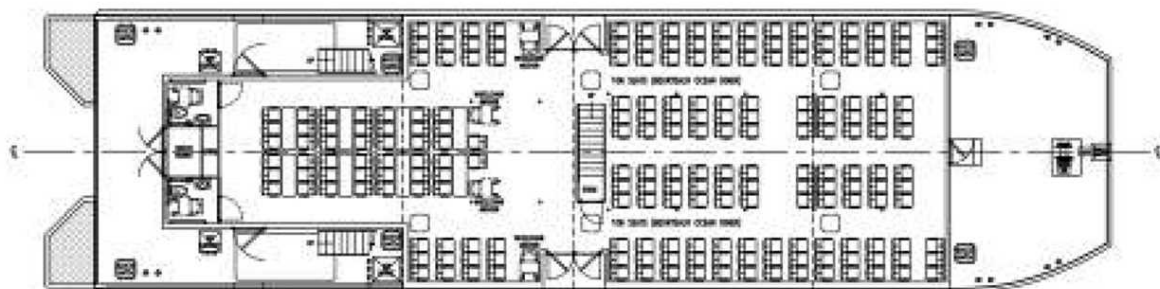
OUTBOARD PROFILE



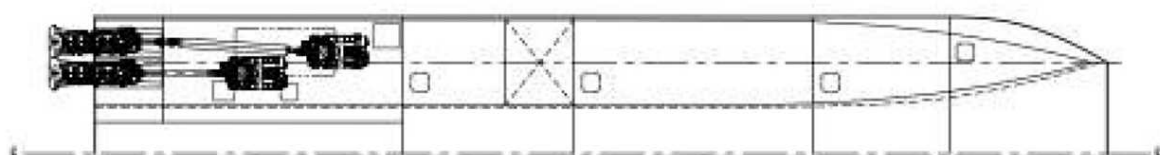
INBOARD PROFILE



PLAN VIEW UPPER DECK



PLAN VIEW MAIN DECK



PLAN VIEW HULL