



Principal Particulars

Length overall	19.8	metres
Length waterline	19.4	metres
Moulded beam	7	metres
Design draught	1.4	metres

Deadweight

Technicians	20	
Crew	4	
Fuel	10,000	litres
Fresh water	500	litres
Black water	500	litres
Maximum deadweight	15	tonnes

Performance & Range

Speed	28	knots
Service speed	26	knots

Machinery

Main engines	4x SCANIA DI16
Propulsors	4 x Hamilton HM461 Waterjets

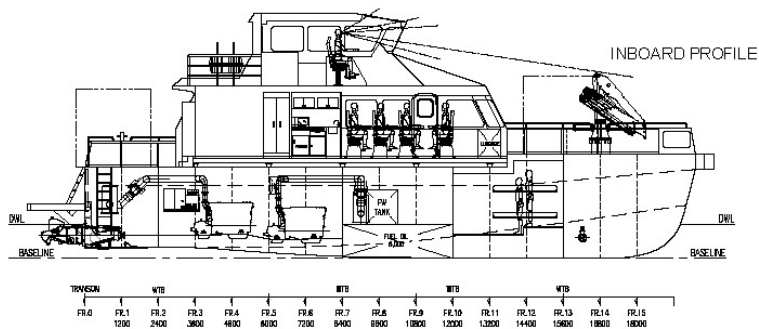
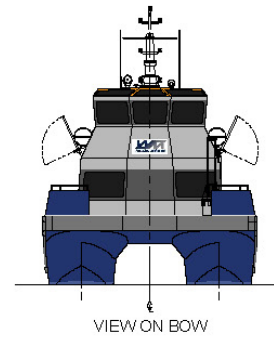

Construction

Superstructure	Aluminium
----------------	-----------

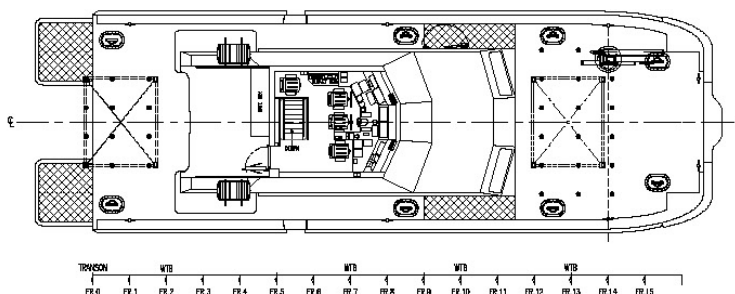
Design Standard

Class	DNV.GL
Flag	USCG Sub Chapter L

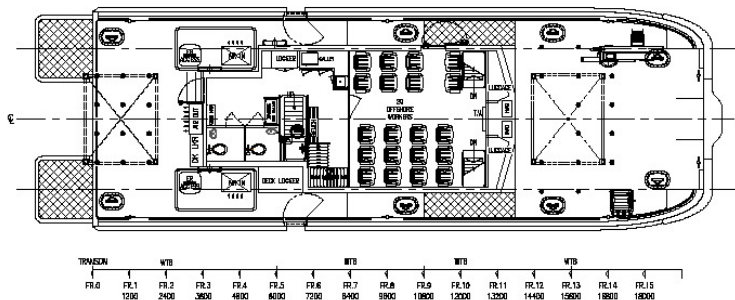




PLAN VIEW BRIDGE



PLAN VIEW ON MAIN DECK



PLAN VIEW ON HULL

