



Principal Particulars

| | | |
|------------------|------|--------|
| Length overall | 19 | metres |
| Length waterline | 15.6 | metres |
| Moulded beam | 4.8 | metres |
| Design draught | 1 | metres |

Deadweight


| | | |
|-------------|-------|--------|
| Passengers | 6 | |
| Officers | 6 | |
| Fuel | 5,000 | litres |
| Fresh water | 320 | litres |

Performance & Range

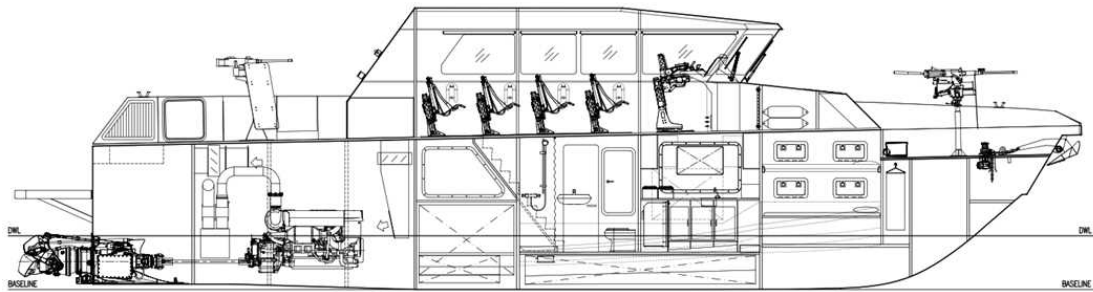
| | | |
|---------------|-----|-------|
| Speed | 40 | knots |
| Service speed | 38 | knots |
| Range | 350 | NM |

Machinery

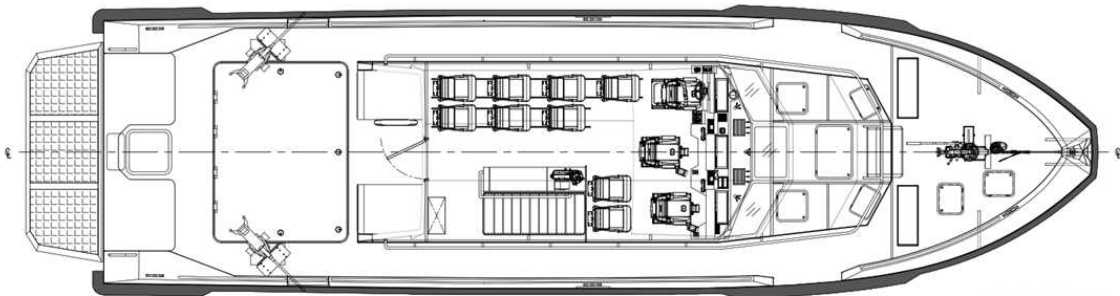
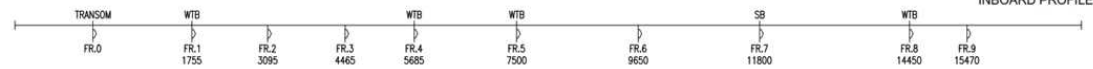
| | | |
|--------------|--------------------------------|--|
| Main engines | 3 x Volvo D13-1000 (735kW) | |
| Propulsors | 3 x MJP 350 X Series Waterjets | |
| Generators | Kubota D722 8kW/10kVa | |



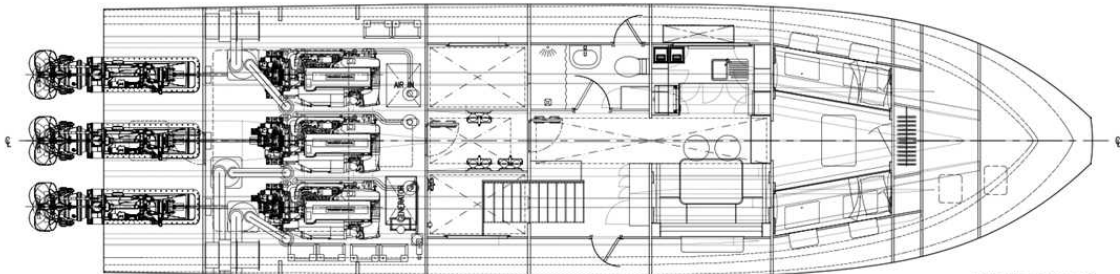
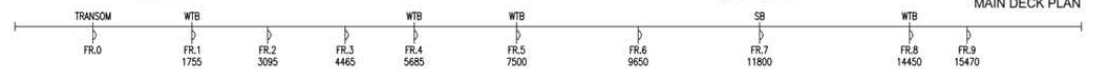
OUTBOARD PROFILE



INBOARD PROFILE



MAIN DECK PLAN



BELOW DECK PLAN

