



Principal Particulars

Length overall	15	metres
Length waterline	12.5	metres
Moulded beam	4.6	metres
Design draught	0.8	metres

Deadweight

Passengers	7	
Crew	3	
Fuel	2,400	litres
Fresh water	270	litres
Black water	120	litres

Performance & Range

Speed	30	knots
Range	250	NM

Machinery

Main engines	VOLVO D13-600
Propulsors	2x MJP X350

Design Standard

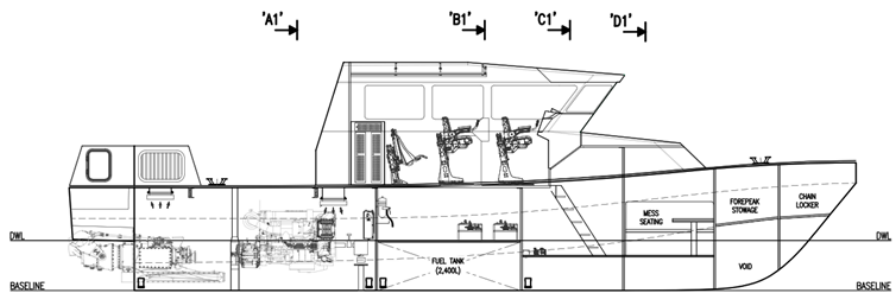
Class	MCA workboat code of practice : Category 2
-------	---



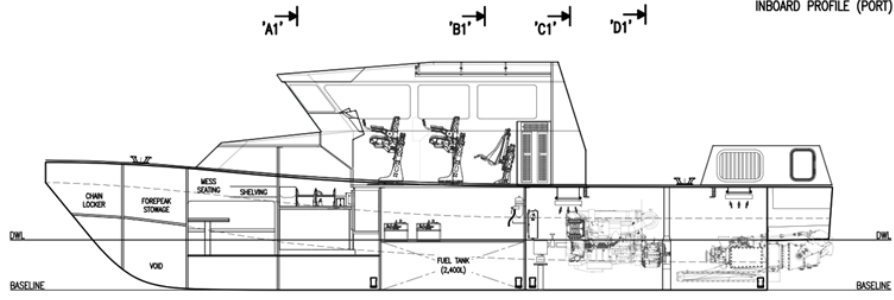
Year launched	Number built	Owner	Project No	Builder
2022	18	UK MOD Police	NG1150	Marine Specialised Technology (MST)



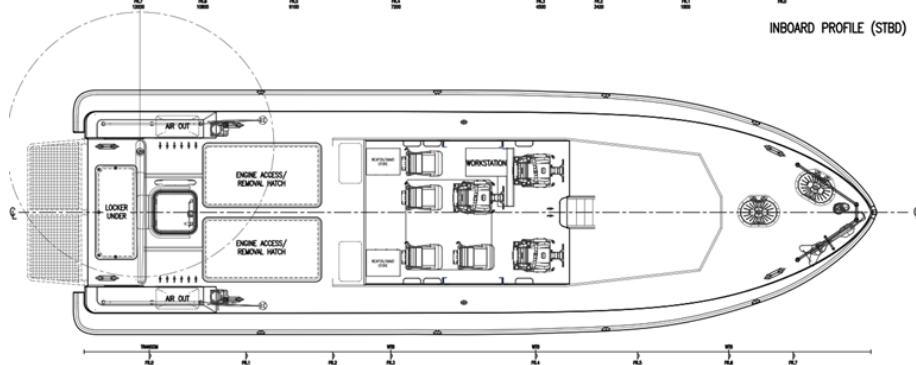
OUTBOARD PROFILE



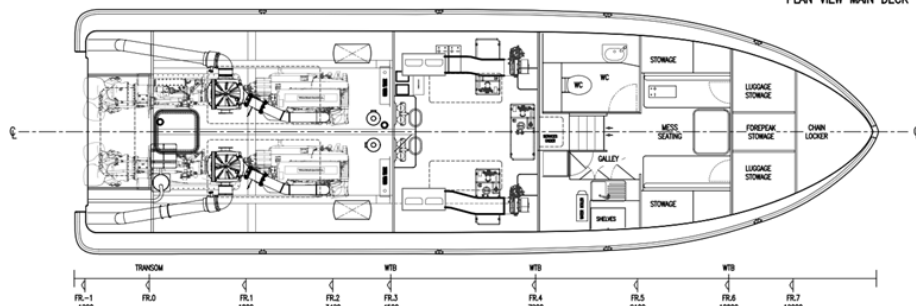
INBOARD PROFILE (PORT)



INBOARD PROFILE (STBD)



PLAN VIEW MAIN DECK



PLAN VIEW HULL